



SafeSend  
Returns®

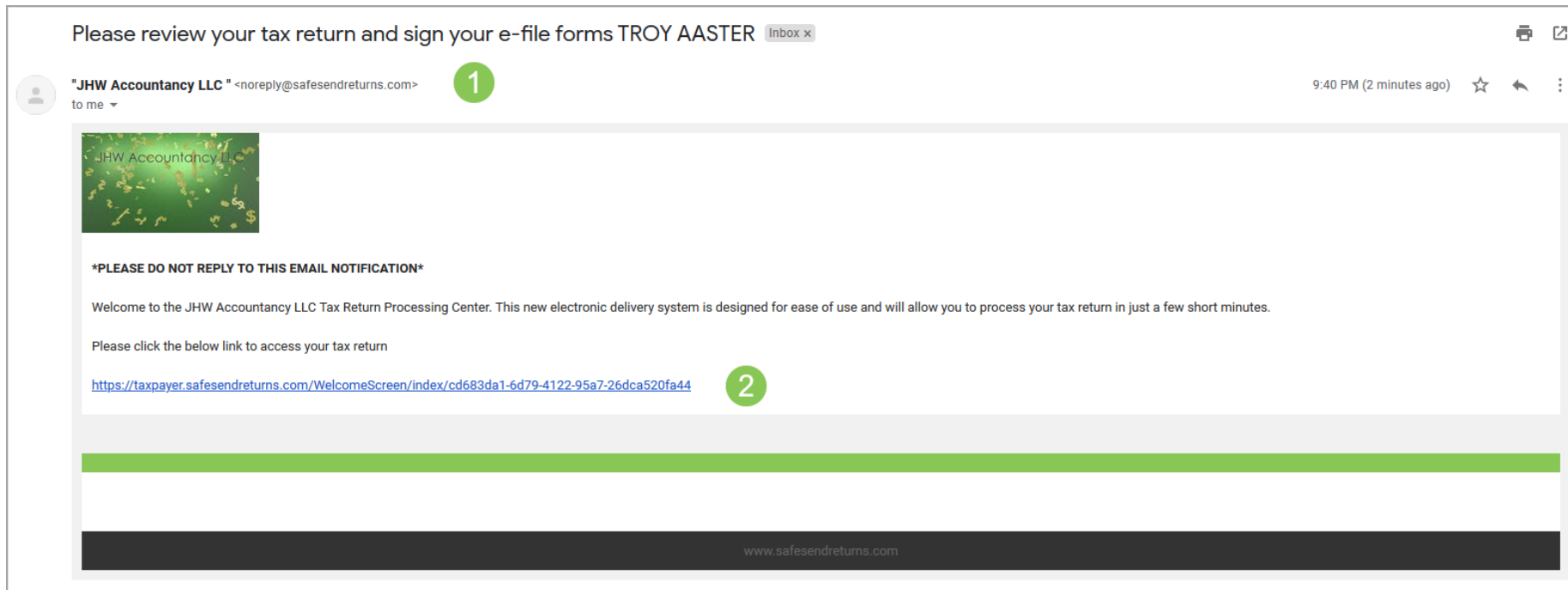
# Quick Reference Guide

## 1040 – Client Experience

[safesend.com](https://safesend.com)

Your tax firm will send you a secure email like the one shown below

- 1 The email will come from [noreply@safesendreturns.com](mailto:noreply@safesendreturns.com)
  - We recommend that you add this email address to your safe sender list to avoid these notifications going into spam
  - Your firm's name will appear in front of the email address
  - Your firm's logo may appear in the body of the email
  - Your name will appear in the subject line of the email
- 2 Click on the link in the email



- 1 Insert the first or last four digits of your SSN based on tax firm settings
- 2 Click "Authenticate to continue"

## Welcome to JHW Accountancy LLC

Welcome to the JHW Accountancy LLC Return Processing System. This system is designed to simplify your review of your Tax Return, and expedite the required steps for Electronic Filing. Each step will include additional instructions to ensure successful completion of the process. As you continue through the necessary actions, should you need to finish later, you may save your progress and return another time.

TROY AASTER, Please enter the last four digits of your Social Security Number:

1

Authenticate to continue

2

- 1 Click "Request Access Code"
- 2 You will receive an email notification with an Access Code
  - Copy the Access Code and return to the page below
- 3 Paste or type the Access Code into the requested field
- 4 Click "Continue"

## Welcome to JHW Accountancy LLC

Welcome to the JHW Accountancy LLC Return Processing System. This system is designed to simplify your review of your Tax Return, and expedite the required steps for Electronic Filing. Each step will include additional instructions to ensure successful completion of the process. As you continue through the necessary actions, should you need to finish later, you may save your progress and return another time.

Access Code Required:

Please select "Request Access Code" and we will send you a one-time expiring access code to your email. This code will expire in 20 minutes. Please enter below and select Continue.

Continue

3

4

1

Request Access code

## Code for TROY AASTER Inbox x

2



"JHW Accountancy LLC" <noreply@safesendreturns.com>  
to me ▾

Your one time code is 75508791

Reply

Forward

- 1 This page is an overview of your return and may contain an important message
- 2 Click "Let's Get Started" to continue

**JHW Accountancy LLC** Logout

---

### 2018 Tax Return

**Contact Person**  
Robert Zimmerman [Details](#)

**Refunds**

<b>Federal</b>	<b>\$31,515</b>
<b>Arizona</b>	<b>\$1,751</b>
<b>California</b>	<b>\$3,000</b>

**Overpayments Applied**

<b>California</b>	<b>\$2,827</b>
-------------------	----------------

**Payments Due**

<b>Nebraska</b>	<b>\$654</b>
-----------------	--------------

1


## Welcome TROY AASTER, your 2018 tax returns are ready!

**A message from your tax preparer** ↕


Please make sure you review your return and let us know if you have any questions.

Thank you for your business this year!


Please follow these easy steps so your taxes can be filed



**Download Tax Documents**



Sign Forms



Make Payments

2

Let's Get Started

1 Download & Review all of your tax documents

2 Click "Continue"

JHW Accountancy LLC Contact Person Logout

[Download Documents](#) [Sign](#) [Pay](#)

Please download and review your tax documents

[Download all my tax documents](#)

### Your 2018 Tax Documents

Optionally select a single document to download

Tax Documents	Payment Vouchers	Invoice & Attachments
<a href="#">2018 Tax Returns.pdf</a>	<a href="#">Payments Due On 01-15-2020.pdf</a>	<a href="#">Tax Preparation Fee.pdf</a>
<a href="#">Filing Instructions.pdf</a>	<a href="#">Payments Due On 04-15-2019.pdf</a>	<a href="#">Source Documents.pdf</a>
<a href="#">e-file Forms</a>	<a href="#">Payments Due On 06-15-2019.pdf</a>	
	<a href="#">Payments Due On 09-17-2019.pdf</a>	


[Save and Exit](#) 2 [Continue](#)


- 1 Enter your date of birth
- 2 Check the box to consent to e-signing
  - It can be the same as yours
- 3 Provide your spouse's email address if applicable
- 4 Click "Continue"

Download Documents — **Sign** — Pay

Sign documents

How would you like to sign your documents?

 Sign Electronically

 Print, Sign and Return

Before signing, you will need to verify your identity by answering a few short questions about yourself. Please verify/enter the information requested and click "Continue" to begin.

Your Date Of Birth: Jan 5 1978 **1**

I have reviewed my tax return and consent to e-sign **2**

**Spouses signature required**

Please provide an email address for your spouse. It can be the same as your own if you share an email account. They will receive a similar request asking them to Sign their forms electronically.

**HOLLY ANDERSON**




Email Address:  **3**

Save and Exit **4** Continue

1 Answer 3 questions correctly  
• You may see up to 5 questions

2 Click "Continue"

JHW Accountancy LLC Contact Person Logout

 Download Documents  Sign  Pay

**IRS Required Disclosure:** Please verify your identity by answering the following questions. These questions are generated from a third party's database. This process does not access or impact your credit report and the third party does not have access to your taxpayer information.

Please answer the following:

1. Based on your background, in what city is 8639 Calle Nimon De Square?

Broomfield

Evans

Golden

Parker

I have never been associated with this address

Save and Exit 2 Continue



- 1 Select all "Click here to sign" locations
- 2 Click "Apply" and repeat for all signature locations
- 3 Click "Continue" when finished

JHW Accountancy LLC Contact Person Logout

Download Documents
Sign
Pay

**Signatures Needed**

1. IRS 8879
2. US 114A
3. AZ-8879

Practitioner PIN Method Returns Only - continue below

**Part III - Certification and Authentication - Practitioner PIN Method Only**

ERO's EFINPIN. Enter your six-digit EFIN followed by your five-digit selected PIN: 0101010101010101

I certify that the above numeric entry is my PIN, which is my signature for the tax year 2018 electronically filed income tax return. (Don't enter all zeros.)

Practitioner PIN: 1219125 Date: 12/12/2019

**ERO Must Retain This Form - See Instructions**  
Don't Submit This Form to the IRS Unless Requested To Do So

1219125 999003 efile54\_ovez 2018.02010 AASTER, TROY 60056837

**Form 114a**  
Department of the Treasury  
Practitioner Online Enrollment  
Network (PONEB)  
May 2016

**Record of Authorization to Electronically File FBARs**  
(See instructions below for completion)  
(Do not send to PONEB. Retain this form for your records.)

The form 114a may be digitally signed. TROYAAS2016001

1. Owner last name or entity's legal name <b>AASTER</b>	2. Owner first name <b>TROY</b>	3. Owner M.I. <b></b>
4. Spouse last name (if jointly filing FBAR - see instructions below) <b>ANDERSON</b>	5. Spouse first name <b>HOLLY</b>	6. Spouse M.I. <b></b>

I/we declare that I/we have provided information concerning [ ] (enter number of accounts/foreign banks and financial accounts) for the filing year ending December 31, 2018, to the preparer named in Part II; that this information is to the best of my/our knowledge true, correct, and complete; that I/we authorize the preparer named in Part II to complete and submit to the Practical Online Enrollment Network (PONEB) a Report of Foreign Bank and Financial Accounts (FBAR) based on the information that I/we have provided; and that I/we authorize the preparer named in Part II to receive information from PONEB, answer inquiries and resolve issues relating to this submission. I/we acknowledge that, notwithstanding this declaration, it is my/our legal responsibility, not that of the preparer named in Part II, to timely file an FBAR if required by law to do so.

Continue

Type Draw

**Enter Your Name**

TROY AASTER

**Your Signature**

TROY AASTER

Cancel
Apply

- 1 View payment options
- 2 Download and print the voucher if paying by mail
- 3 To submit an online payment, click "Pay Online"
  - Additional payment processing fees may be incurred

JHW Accountancy LLC Contact Person Logout

✓ Download Documents — ✓ Sign — 🇸 Pay

Payment details are listed below

**Your Tax Payments**

**Due Apr 2019 \$18,289**

Due Jun 2019 \$18,281

Due Sep 2019 \$18,282





Due Jan 2020 \$18,282

Tax Preparation Fee

Invoice for tax services

[Download Filing Instructions](#)


[Download All Payment Vouchers](#)

Due 04/15/19	Due 04/15/19	Due 04/15/19	Due 04/15/19
 Federal <b>\$12,784</b> <input type="button" value="Pay"/>	 California <b>\$3,997</b> <input type="button" value="Pay"/>	 Illinois <b>\$854</b> <input type="button" value="Pay Online (Required)"/>	 Nebraska <b>\$654</b> <b>DO NOT PAY:</b> Scheduled for automatic withdrawal

Email me reminder  days before payment is due

[Done](#)

Payment Information [Download Filing Instructions](#)

 **Internal Revenue Service**  
 Amount: \$12,784 Due: 04/15/19

**Pay By Check or Money Order**

Select "**Download Filing Instructions**" above to review your payment and mailing instructions. Select the button below to download your payment voucher.

**Pay Online Now**

Select "**Download Filing Instructions**" above to review your payment instructions. Select "**Pay Online**" below to make your payment.

or

2 3

[Done](#)

# Questions?

Contact our Support team at  
[support@safesend.com](mailto:support@safesend.com) or 855-818-3552.